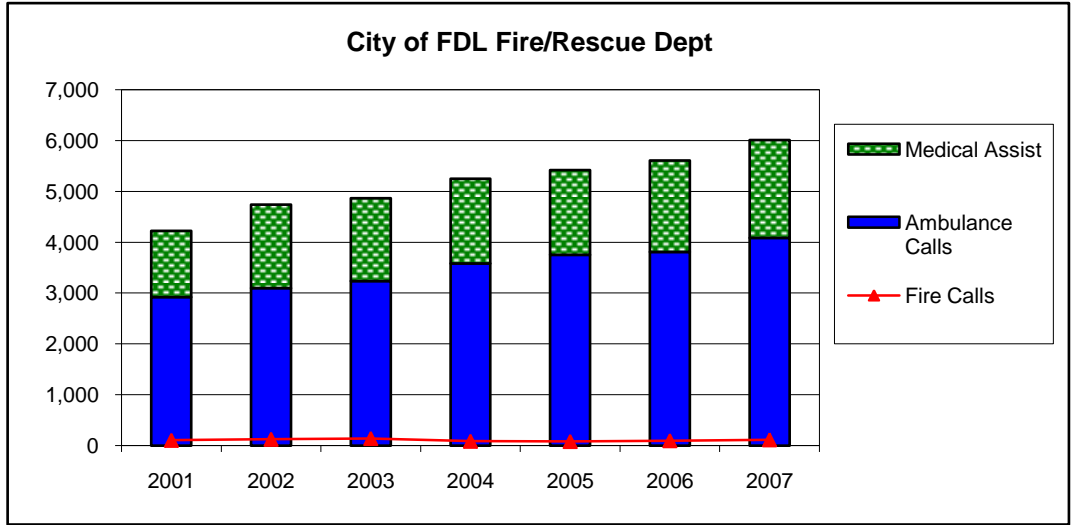


Local Indicators for Excellence (L.I.F.E.) in Fond du Lac County UPDATED

Indicator PS-01: Fire & Rescue

Updated: 6/2008



CITY OF FOND DU LAC FIRE/RESCUE DEPARTMENT

	2001	2002	2003	2004	2005	2006	2007	% change 2001-2007
Medical Assist	1,297	1,642	1,627	1,670	1,664	1,802	1,921	48.1%
Ambulance Calls	2,925	3,098	3,239	3,580	3,755	3,809	4,087	39.7%
Fire Calls	105	125	141	86	82	98	115	9.5%
False Alarms	200	170	218	198	220	199	218	9.0%
Service Alarms	403	407	351	422	430	414	450	11.7%
Inspections	4,336	4,370	4,412	4,470	3,576			

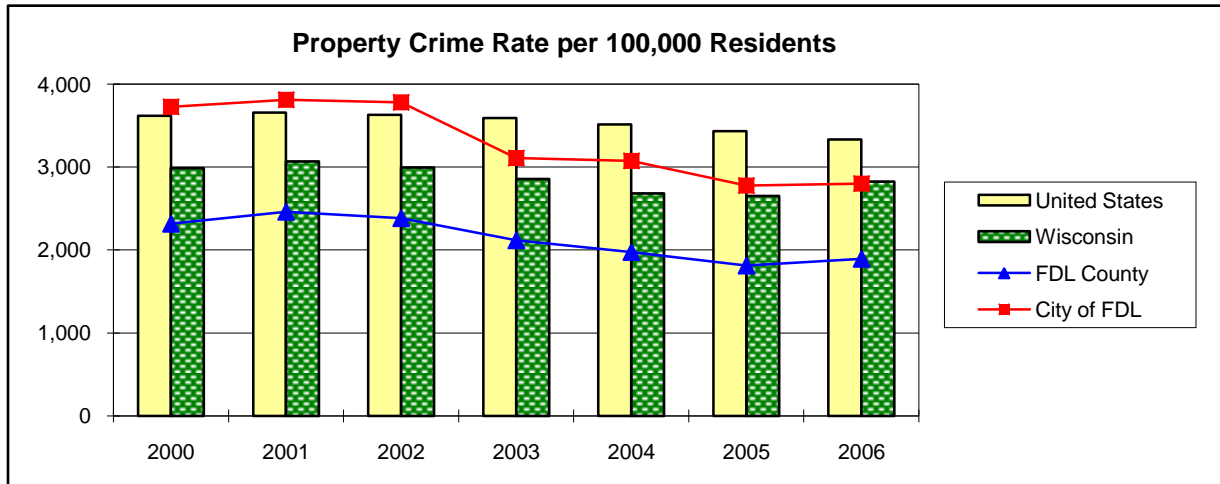
Source:

City of Fond du Lac Fire/Rescue. Email request.

Local Indicators for Excellence (L.I.F.E.) in Fond du Lac County UPDATED

Indicator PS-02: Property Crime

Updated: 6/2008



PROPERTY CRIME RATE

Crime Rate per 100,000 Residents

	2000	2001	2002	2003	2004	2005	2006
FDL County SO	737.2	854.1	914.4	989.0	680.0	798.0	770.0
Campbellsport PD	1,134.0	1,090.9	1,088.1	774.0	1,187.0	1,338.0	1,531.0
NFDL PD	2,897.0	3,191.3	2,761.8	2,346.0	2,326.0	2,008.0	1,926.0
Ripon PD	2,487.2	2,917.0	2,602.7	2,464.0	2,454.0	1,601.0	2,683.0
Fond du Lac PD	3,726.8	3,810.3	3,777.7	3,110.0	3,072.0	2,777.0	2,801.0
FDL County	2,316.5	2,461.3	2,384.0	2,117.0	1,976.0	1,812.0	1,893.0
Wisconsin	2,988.1	3,068.2	2,996.8	2,856.6	2,683.4	2,654.0	2,825.0
United States	3,618.3	3,658.1	3,630.6	3,591.2	3,514.1	3,431.5	3,334.5

2006 Number of Property Crimes per Agency

	Vehicle			
	Buglary	Theft	Theft	Arson
FDL Co. Sheriff	84	201	17	4
Campbellsport PD	1	29	0	0
NFDL PD	6	75	12	0
Ripon PD	35	161	6	1
FDL PD	167	1,008	35	2
Total	293	1,474	70	7

Source:

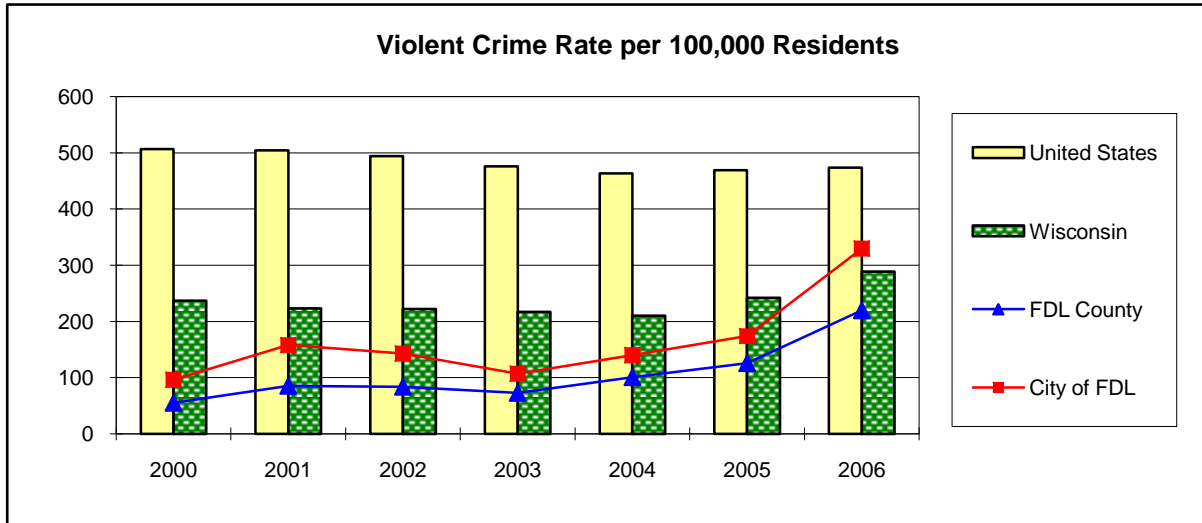
WI Office of Justice Assistance. Statistical Analysis Center. *Wisconsin Crime and Arrests, Table 2.* <http://oja.state.wi.us>.

U.S. Federal Bureau of Investigation. *Uniform Crime Report.* <http://www.fbi.gov/ucr/ucr.htm#cius>

Local Indicators for Excellence (L.I.F.E.) in Fond du Lac County UPDATED

Indicator PS-03: Violent Crime

Updated: 6/2008



VIOLENT CRIME RATE

Crime Rate per 100,000 Residents

	2000	2001	2002	2003	2004	2005	2006
FDL County SO	15.7	18.3	20.8	36.0	54.0	79.0	121.0
Campbellsport PD	0.0	0.0	0.0	0.0	52.0	0.0	0.0
NFDL PD	64.4	87.4	63.7	127.0	169.0	146.0	124.0
Ripon PD	39.3	39.8	105.7	52.0	92.0	119.0	225.0
Fond du Lac PD	96.1	158.0	143.1	107.0	140.0	174.0	330.0
FDL County	55.3	85.6	84.0	73.0	101.0	126.0	220.0
Wisconsin	236.9	223.2	222.5	217.0	210.5	242.0	289.0
United States	506.5	504.5	494.4	475.8	463.2	469.0	473.5

2006 Number of Violent Crimes per Agency

	Forcible			Agg.
	Murder	Rape	Robbery	Assault
FDL Co. Sheriff	0	9	1	38
Campbellsport PD	0	0	0	0
NFDL PD	0	2	0	4
Ripon PD	1	4	0	12
FDL PD	0	23	19	101
Total	1	38	20	155

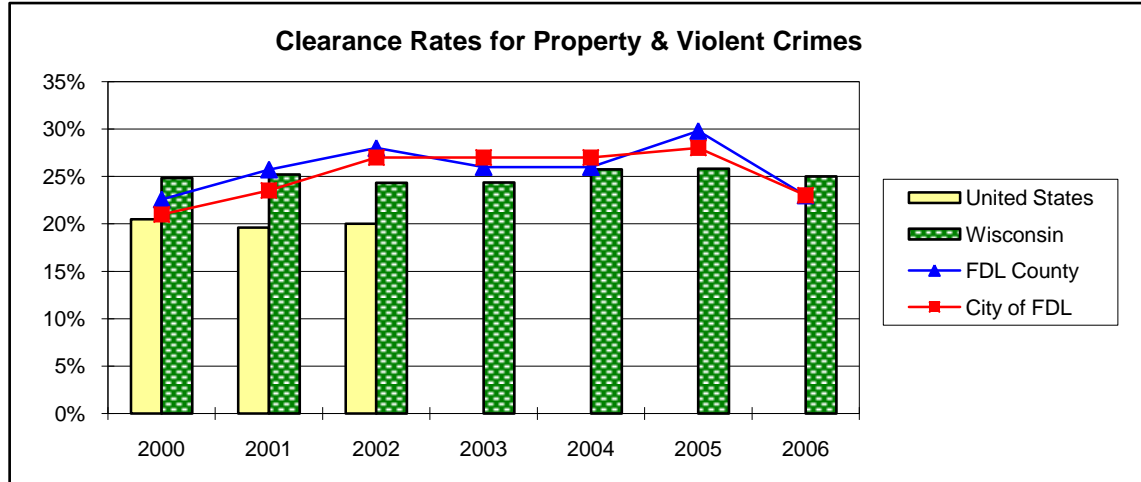
Source:

WI Office of Justice Assistance. Statistical Analysis Center. *Wisconsin Crime and Arrests, Table 2.* <http://oja.state.wi.us>.
 U.S. Federal Bureau of Investigation. *Uniform Crime Report.* <http://www.fbi.gov/ucr/ucr.htm#cius>

Local Indicators for Excellence (L.I.F.E.) in Fond du Lac County UPDATED

Indicator PS-04: Proportion of Solved Crimes

Updated: 6/2008



Clearance Rates for Property & Violent Crimes

	2000	2001	2002	2003	2004	2005	2006
FDL Police Dept.	21.0%	23.5%	27.0%	27.0%	27.0%	28.0%	23.0%
FDL County Total	22.6%	25.7%	28.0%	26.0%	26.0%	29.8%	23.0%
Wisconsin	24.8%	25.2%	24.3%	24.4%	25.7%	25.8%	25.0%
United States	20.5%	19.6%	20.0%	NA	NA	NA	NA

2006 Clearance Rates

	Violent	Property
FDL County SO	60%	20%
Campbellsport PD	0 crimes	20%
NFDL PD	83%	23%
Ripon PD	47%	17%
FDL PD	49%	20%
FDL County	52%	20%
Wisconsin	47%	23%

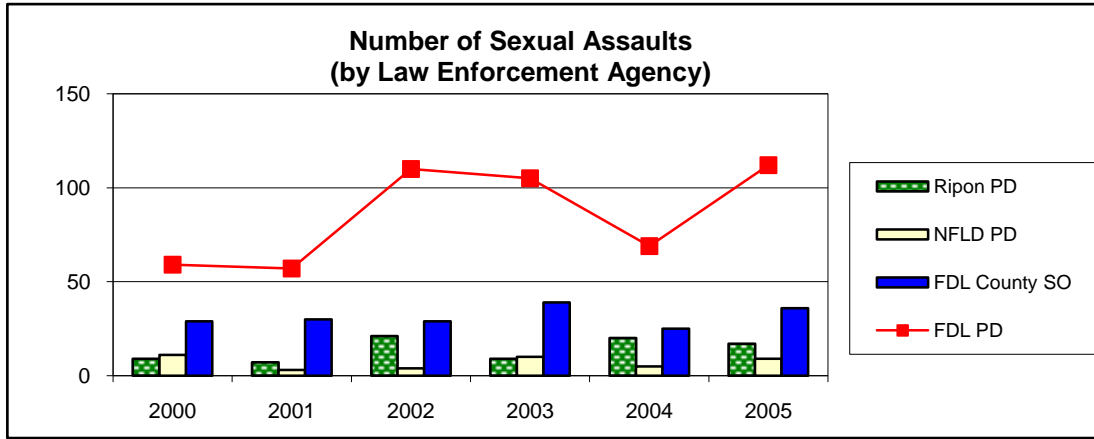
Source:

WI Office of Justice Assistance. Statistical Analysis Center. *Wisconsin Crime and Arrests*. Table 3. <http://oja.state.wi.us>.

Local Indicators for Excellence (L.I.F.E.) in Fond du Lac County UPDATED

Indicator PS-04: Proportion of Solved Crimes

Updated: 6/2008



Number of Sexual Assaults	2000	2001	2002	2003	2004	2005	% change 2000-'05
Ripon Police Dept.	9	7	21	9	20	17	88.9%
NFDL Police Dept.	11	3	4	10	5	9	-18.2%
FDL Police Dept.	59	57	110	105	69	112	89.8%
FDL County Sheriff's Office	29	30	29	39	25	36	24.1%
FDL County Total	108	97	164	163	119	174	61.1%
FDL County Assault Rate (per 100,000)	114.8	102.5	172.2	170.0	123.6	179.6	56.5%
WI Assault Rate (per 100,000)	100.6	94.3	104.0	98.5	101.5	NA	--

Sex Offenders as of 6/1/2008	Active Supervision	Registered, Supervision Terminated	Total
By Zip Code & in FDL Co.			
53919 Brandon	2	5	7
53006 Byron	0	0	0
53010 Campbellsport	4	5	9
53019 Eden	1	1	2
54932 Eldorado	0	1	1
53931 Fairwater	0	0	0
54935 FDL	46	57	103
53049 Malone	2	0	2
53057 Mt. Calvary	0	2	2
54937 North FDL	5	9	14
53065 Oakfield	1	2	3
54971 Ripon	3	6	9
54974 Rosendale	1	1	2
53079 St. Cloud	1	3	4
53006 South Byron	0	0	0
54979 Van Dyne	1	1	2
53963 Waupun	3	6	9
Total	70	99	169

Sources:

WI Office of Justice Assistance. Statistical Analysis Center. *Crime and Arrests in Wisconsin*. <http://oja.state.wi.us>
 WI Office of Justice Assistance. *Sexual Assaults in Wisconsin*. <http://oja.state.wi.us>
 WI Dept. of Corrections. *Sex Offender Registry*. <http://offender.doc.state.wi.us/public>

Local Indicators for Excellence (L.I.F.E.) in Fond du Lac County UPDATED

Indicator PS-06: Probation & Parole

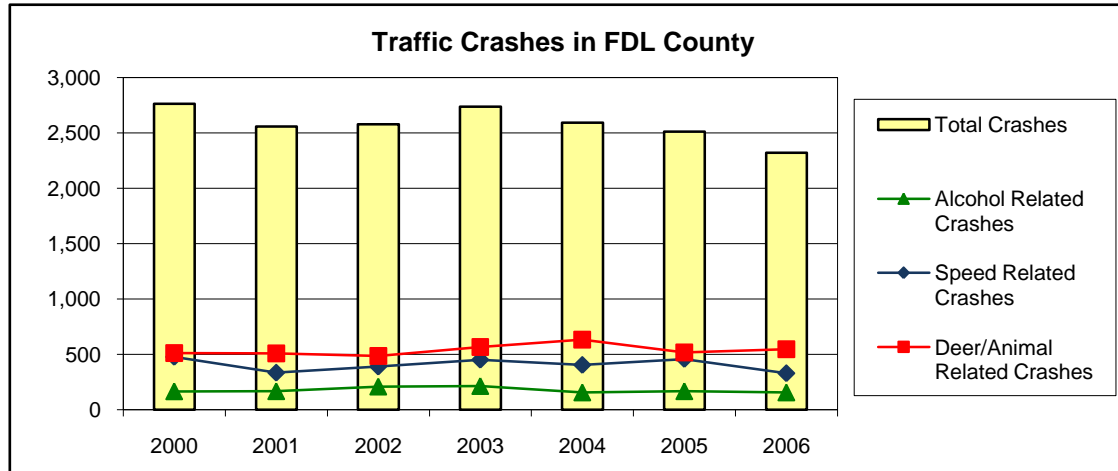
Updated: 6/2008

No new information is available at this time.

Local Indicators for Excellence (L.I.F.E.) in Fond du Lac County UPDATED

Indicator PS-07: Traffic Crashes

Updated: 6/2008



	2000		2001		2002		2003		% Change 2000-2006		
	County	City	County	City	County	City	County	City	County	City	Wis.
Total Crashes	2,762	1,165	2,559	1,123	2,579	1,050	2,736	1,087	-16.0%	-23.7%	-15.5%
Fatalities	20	2	11	1	17	4	32	2	-55.0%	-100.0%	-11.1%
Injuries	1,243	659	1,057	545	1,145	570	1,073	501	-27.0%	-36.0%	-21.4%
Deer/Animal	511	10	508	13	486	8	567	16	6.8%	NA	-12.7%
Speed related	478	NA	335	NA	390	NA	452	NA	-31.0%	NA	-24.9%
Alcohol related	167	60	168	68	210	85	215	84	-6.0%	1.7%	-7.7%

Crashes in FDL County

	2005	2006
Deer	519	546
Speed	459	330
Hit & Run	204	190
Alcohol	168	157
Motorcycle	47	52
Work Zone	75	45
Bicycles	16	18
Pedestrian	19	12
School Bus	4	4

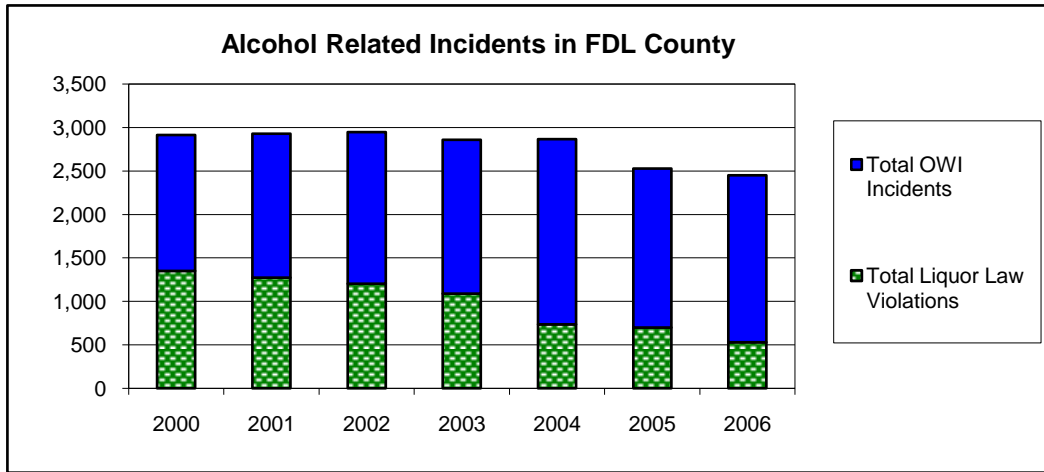
Source:

WI Dept. of Transportation. *Traffic Crash Facts*. <http://www.dot.wisconsin.gov/safety/motorist/crashfacts/>

Local Indicators for Excellence (L.I.F.E.) in Fond du Lac County UPDATED

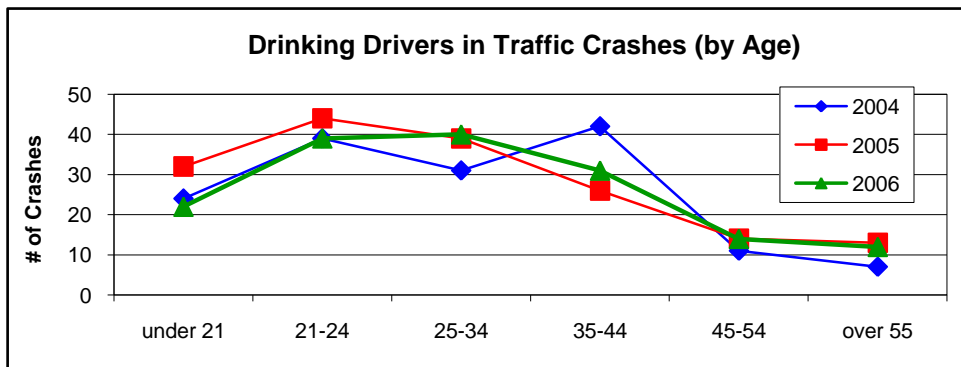
Indicator PS-08: Alcohol-Related Incidents

Updated: 6/2008



	2000	2001	2002	2003	2004	2005	2006	% change 2000-'06
OWI Incidents								
Adult Arrests	942	1,007	1,090	1,028	1,325	1,185	1,298	37.8%
Juvenile Arrests	9	21	27	40	35	45	24	166.7%
Total OWI Arrests	951	1,028	1,117	1,068	1,360	1,230	1,322	39.0%
OWI citations	613	627	628	704	772	601	597	-2.6%
Total OWI Incidents	1,564	1,655	1,745	1,772	2,132	1,831	1,919	22.7%

	2000	2001	2002	2003	2004	2005	2006	% change 2000-'06
Liquor Law Violations								
Adult	892	900	836	709	556	470	377	-57.7%
Juvenile	459	372	367	379	178	228	154	-66.4%
Total Violations	1,351	1,272	1,203	1,088	734	698	531	-60.7%



Drinking Driver Crashes	2004	2005	2006
under 21	24	32	22
21-24	39	44	39
25-34	31	39	40
35-44	42	26	31
45-54	11	14	14
over 55	7	13	12

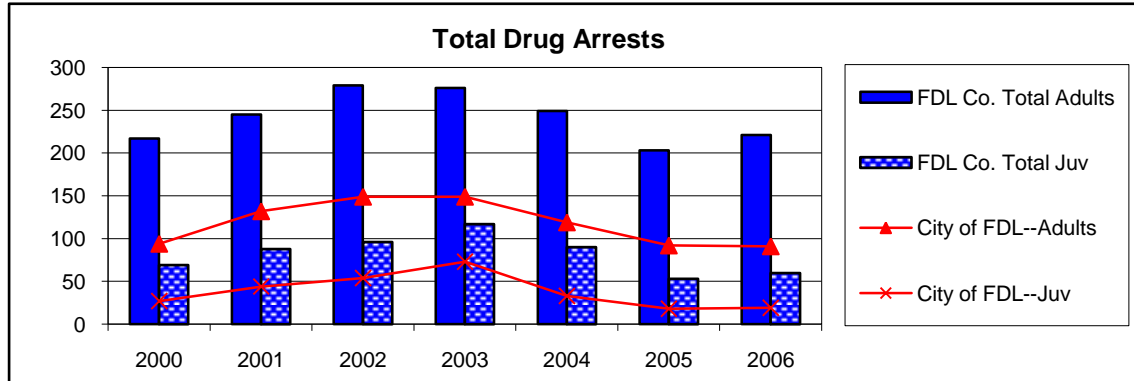
Sources:

WI Dept of Transportation. *Wisconsin Traffic Crash Facts*. <http://www.dot.wisconsin.gov/safety/motorist/crashfacts/>
 WI Office of Justice Assistance. Statistical Analysis Center. *Wisconsin Crime and Arrests*. <http://oja.state.wi.us>

Local Indicators for Excellence (L.I.F.E.) in Fond du Lac County UPDATED

Indicator PS-09: Drug Arrests

Updated: 7/2008



ADULT ARRESTS								% change
	2000	2001	2002	2003	2004	2005	2006	2000-'06
City Sale & Mfg	13	27	14	14	6	4	11	-15.4%
City Possession	81	105	135	135	113	88	80	-1.2%
City Adult Total	94	132	149	149	119	92	91	-3.2%
County Sale & Mfg	35	52	20	26	15	7	27	-22.9%
County Poss.	182	193	259	250	234	196	194	6.6%
Co. Adult Total	217	245	279	276	249	203	221	1.8%
Wis. Sale & Mfg	4,305	4,331	5,279	5,345	5,357	4,851	5,500	27.8%
Wis. Possession	14,996	15,276	15,024	15,541	15,682	16,119	15,605	4.1%
WI Adult Total	19,301	19,607	20,303	20,886	21,039	20,970	21,105	9.3%

JUVENILE ARRESTS								% change
	2000	2001	2002	2003	2004	2005	2006	2000-'06
City Sale & Mfg	2	3	3	3	2	1	5	150.0%
City Possession	25	41	51	70	31	17	14	-44.0%
City Juv Total	27	44	54	73	33	18	19	-29.6%
County Sale & Mfg	9	10	5	4	9	3	20	122.2%
County Poss.	60	78	91	113	81	50	40	-33.3%
County Juv Total	69	88	96	117	90	53	60	-13.0%
Wis. Sale & Mfg	917	950	964	904	826	743	885	-3.5%
Wis. Possession	4,635	4,826	4,507	4,704	4,649	4,399	4,203	-9.3%
WI Juv Total	5,552	5,776	5,471	5,608	5,475	5,142	5,088	-8.4%

TOTAL ARRESTS (Adult + Juv)								% change
	2000	2001	2002	2003	2004	2005	2006	2000-'06
City of FDL Total	121	176	203	222	152	110	110	-9.1%
FDL County Total	286	333	375	393	339	256	281	-1.7%
Wisconsin Total	24,853	25,383	25,774	26,494	26,514	26,112	26,193	5.4%

TOTAL ARRESTS BY VIOLATION (Adult + Juv)			
	2004	2005	2006
Sale & Mfg City of FDL	150	109	105
Sale & Mfg FDL Co.	330	253	261
Possession City of FDL	48	25	46
Possession FDL Co.	5,447	4,904	5,560

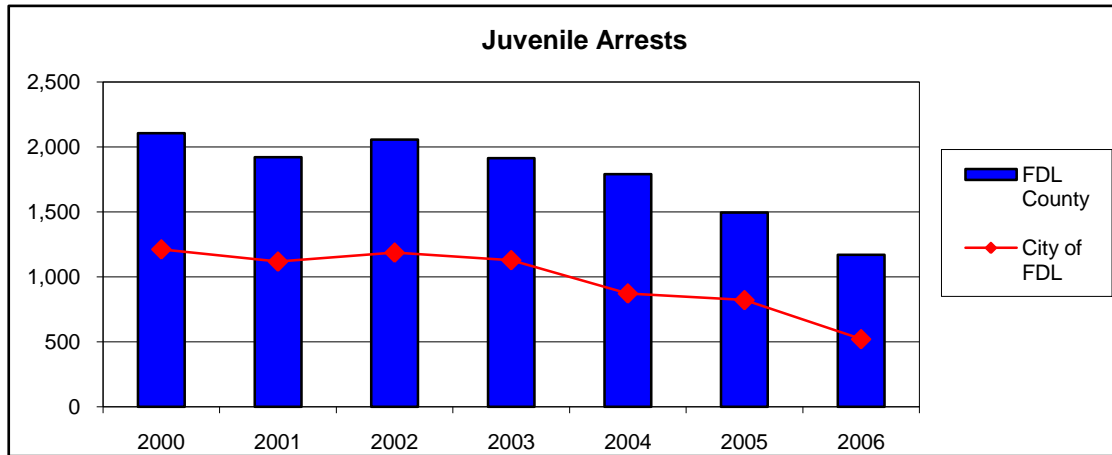
Source:

WI Office of Justice Assistance. Statistical Analysis Center. *Wisconsin Crime and Arrests*. Table 7 & 8. <http://oja.state.wi.us>

Local Indicators for Excellence (L.I.F.E.) in Fond du Lac County UPDATED

Indicator PS-10: Delinquent Offenses

Updated: 7/2008



Juvenile Arrests								% change
	2000	2001	2002	2003	2004	2005	2006	2000-'06
City of FDL	1,210	1,116	1,185	1,127	871	820	520	-57.0%
FDL County	2,105	1,920	2,057	1,914	1,791	1,495	1,169	-44.5%
Wisconsin	129,095	124,454	122,460	117,224	113,608	108,685	109,818	-14.9%

2006 Sampling of Juvenile Arrests						
	Theft	Motor Vehicle Theft	Burglary	Liquor Law Violation	Drug Poss	Drug Sale & Mfg
City of FDL	131	5	19	77	14	5
FDL County*	191	10	26	154	40	20

*County Totals include City of FDL plus other law enforcement agencies throughout the County.

High School Weapon or Drug Related Incidents that Resulted in Suspension or Expulsion

	2003-04	2004-05	2005-06
Campbellsport	10	28	36
Fond du Lac	53	33	71
North FDL	0	5	9
Oakfield	5	1	0
Ripon	0	15	5
Rosendale-Brandon	12	9	0
Waupun	15	4	13

Source:

WI Office of Justice Assistance. Statistical Analysis Center. *Wisconsin Crime and Arrests*. <http://oja.state.wi.us>

WI Dept. of Public Instruction. *Wisconsin's Information Network for Successful Schools (WINSS)*. *Attendance*

& *Behavior*. <http://dpi.wi.gov>