



HOW TO DOWNLOAD FREE E-BOOKS

FOR
KINDLE

FOND DU LAC PUBLIC LIBRARY
32 Sheboygan St.
Fond du Lac, WI 54935
www.fdlpl.org



DOWNLOAD F.A.Q.

Which devices are compatible?

Almost all devices are now compatible. Find the list at help.overdrive.com/#devices

How many books can I check out at once?

You can check out 10 items and hold 10 items at a time.

How long is the lending period?

The default is set at seven days, but you may choose up to 21 days in your account settings.

What happens when that time is up?

When the lending period ends, the e-book link will expire. You can return it by signing into your Amazon account and clicking on "Manage your content and devices" from the dropdown. Click the "actions" box next to the item you wish to return and click on "return this book."

What if I'm not done reading?

Three days prior to an item's due date, "Request again" appears in your Wisconsin's Digital Library account. Click this and enter your email address to place a hold so that you can download the item when it's next available. You may need to scroll through the book to find where you left off.

What is my library account PIN?

Usually the last four digits of your phone number.

This guide was created from source material from the Waukesha County Federated Library System and Delafield Public Library.

Rev: 11/1/2016



Wisconsin Public Library Consortium

consists of libraries across the state committed to providing digital content to Wisconsin's Digital Library. Fond du Lac Public Library is a member of the consortium.

HELP!

Great tips are available at **Wisconsin's Digital Library**. Look for **Help** in the upper right-hand corner

Need more help?

Library staff is here for you:
Ask at the 2nd floor Reference Desk,
call (920) 322-3930
or email reference@fdlpl.org

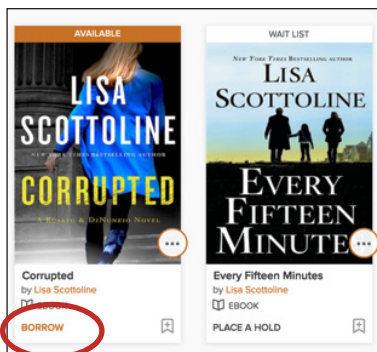


GETTING STARTED

1. You'll need internet access and a library card (and you'll need to know your library account PIN - usually the last four digits of your home phone).
2. On your computer, go to the FDL Public Library website, www.fdlpl.org, and click on WISCONSIN'S DIGITAL LIBRARY in the left column of the home page.
3. In the top right corner click Sign in. Choose "Fond du Lac Public Library" in the dropdown. Enter your library card number and PIN. Check the box for "Remember my card number." Click SIGN IN.
4. Click MY ACCOUNT and then SETTINGS. Adjust the lending periods, audience filters and display options. Changes will autosave.

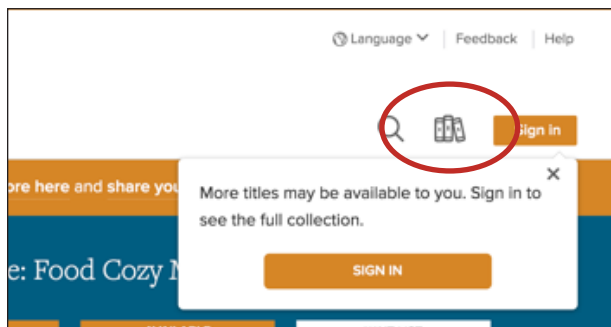
SEARCH FOR E-BOOKS

1. Click the magnifying glass and enter author or title. If you wish to limit search parameters, use Advanced.
2. Or, click COLLECTIONS or SUBJECTS to browse for items.
3. Click BORROW under the book.

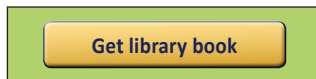


DOWNLOADING E-BOOKS

1. Go to your Loans by clicking on the three-books icon.



2. Click CHOOSE A FORMAT and then click KINDLE. This will take you directly to Amazon.
3. Click GET LIBRARY BOOK where the price normally displays.



4. Sign in using your Amazon account.
5. Click CONTINUE to deliver e-book to your correct device.
6. If the book does not immediately download to your device, choose SYNC in your device settings.

ADDITIONAL TIPS

1. Most books are available in Kindle format. You can check that Kindle format is available before clicking borrow by clicking the cover.
2. To extend the lending period beyond 7 days, before you borrow, click MY ACCOUNT then SETTINGS.
3. Placing a hold: When a book isn't available, "Wait List" will appear above the book. Click PLACE A HOLD below the book. On the next screen, enter your email address. You will receive an email when your title is available.

DOWNLOAD WITHOUT WI-FI

Download the book to your computer and then transfer it to the Kindle via USB cable. Some books will require this step regardless of Wi-Fi connection.

1. After clicking GET LIBRARY BOOK, choose your device if necessary and select CONTINUE. You will be given the option to DOWNLOAD NOW.
2. Connect the Kindle to your computer with a USB cable.
3. From your default downloads location, select the downloaded file and drag it into the Documents folder of your Kindle. Disconnect, and you're ready to read.